

**FORMATIVNO
SPREMLJANJE**

V 2. RAZREDU



$14 - 9 = 5$ $11 - 5 = 6$ $12 - 6 = 6$

(Hand-drawn diagrams showing the decomposition of numbers into tens and ones for subtraction. For 14-9, 14 is split into 10 and 4, and 9 is split into 10 and 1. For 11-5, 11 is split into 10 and 1, and 5 is split into 10 and 5. For 12-6, 12 is split into 10 and 2, and 6 is split into 10 and 4.)



DOBRO RAČUNAŠ!

R	TJA	16.10.	SLJ-37	SLJ-38	SLJ-39	MAT-20	SPO-
			GUMM				

MALOBOL SE SE
PATRUDI GLEPAT NA TABI

19 10 20 18

KAJA

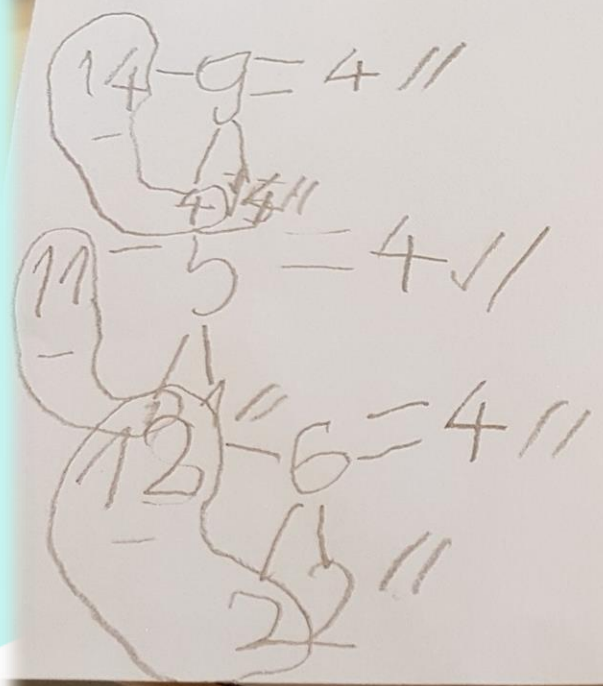
VADI NOGICE

$$\begin{array}{r} 14 \\ - 9 \\ \hline 5 \end{array} \checkmark$$

$$\begin{array}{r} 11 \\ - 5 \\ \hline 6 \end{array} \checkmark$$

$$\begin{array}{r} 12 \\ - 6 \\ \hline 6 \end{array} \checkmark$$





VADI

ŠENOVICE
LEPOPIŠ

$$\begin{array}{r} 14 \\ - 9 \\ \hline 5 \end{array}$$

4 5

$$\begin{array}{r} 13 \\ - 5 \\ \hline 8 \end{array}$$

$$\begin{array}{r} 7 \\ + 9 \\ \hline 16 \end{array}$$



NOGICE SE TI NE
GREJO NAJ I BOLJE

VADU

$16 - 8 = 8$
 $12 - 5 = 7$
 $12 - 8 = 4$
 $14 - 9 = 5$
 $11 - 5 = 6$

$14 - 9 = 4$ //
 $11 - 5 = 4$ //
 $12 - 6 = 4$ //
 $11 - 5 = 6$ //

VADI ŠENOVICE
LEPORIS.

$14 - 9 = 5$ ✓
 $11 - 5 = 6$ ✓
 $12 - 6 = 6$ ✓

ODLIČNO

$17 - 7 = 6$
 $11 - 9 = 2$
 $14 - 8 = 6$
 $12 - 5 = 7$

$11 - 9 = 5$
 $11 - 5 = 6$
 $12 - 5 = 6$



23.10. TIA

~~14 - 9 = 15~~

~~13 - 5 = 13~~

~~7 + 9 = 16~~

36



23
VADI

RAČUNI SEŠTEVANJA TI GREDU ODLIČNO!
PRI ODŠTEVANJU PA RAZDELIŠ NOGICE POPOLNOMA
ENAKO (KOLIKO DO 10 → DOBIŠ PRVO NOGICO, NATO NASTAVIŠ
S POKOČJO PESTKOV ŠE DRUGO NOGICO.

13 24
011
PAZI, VAKO DRZDENI, 2 BESICE, 200
G. POSATI.

POTRUDI SE

$$\begin{array}{r} 14 \\ - 9 \\ \hline 45 \end{array} = 5 \checkmark$$

$$\begin{array}{r} 13 \\ - 5 \\ \hline 37 \end{array} = 11 \checkmark$$

$$\begin{array}{r} 7+ \\ + 9 \\ \hline 36 \end{array} = 16 \checkmark$$

JAKA, VEM, DA ZNAŠ... LE POTRUDI SE. NI POMEMBNO, DA
REŠIŠ PRVI! 😊

$$\begin{array}{r} 14 \\ - 9 \\ \hline 45 \end{array} = 5 \checkmark$$

$$\begin{array}{r} 13 \\ - 5 \\ \hline 32 \end{array} = 8 \checkmark$$

$$\begin{array}{r} 7 \\ + 9 \\ \hline 36 \end{array} = 16 \checkmark$$

BRAVO TAJ

LEPO TAJ ZELO LEPO

SUPER 😊

VIDIŠ, DA VAJA DELA MOŠTRA

$$\begin{array}{r} 14 \\ - 9 \\ \hline 45 \end{array}$$

$$= 10 - 5 = 5$$

$$\begin{array}{r} 13 \\ - 5 \\ \hline 32 \end{array}$$

$$= 10 - 2 = 8$$

$$\begin{array}{r} 7 \\ + 9 \\ \hline 316 \end{array}$$

$$= 10 + 6 = 16$$

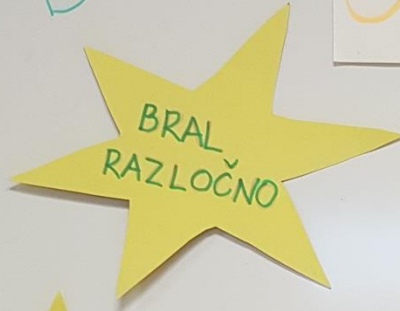
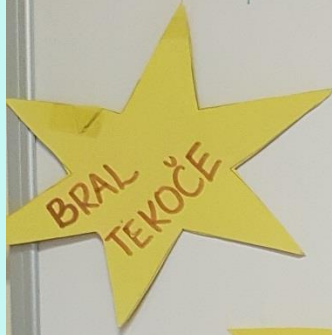

ZELO SI SE POPRAVILA
DOBRO SE KOVADI

SUPER 😊

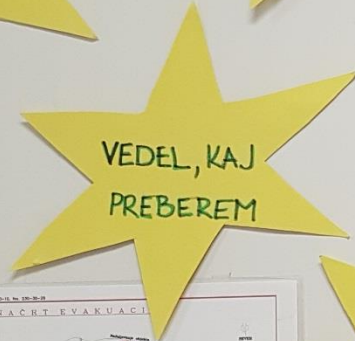
BRANJE

DOBER
BRALEC BOM,
KO BOM:

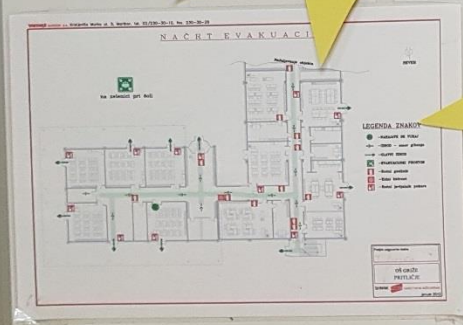
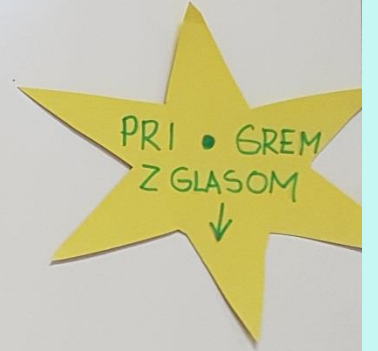
BRALNI
SEMAFOR



NE GRE ŠE NAJBOLJE




DOBRO, A
MALO SE ŠE
POTRUDI



ZELO DOBRO





1. BRANJE 25.11.2014 2. BRANJE
KRUH Marija Markič • Ilustracije: Maja Cepovnik
DANES BO PEKLA NAJPREJ POIŠČE
DEBELO KUHARSKO ZA PEKO KRUHA
POTREBUJEŠ: ZAVITEK , ŠČEPEC SOLI,
MALO IN KVAS. SI NATAKNE BELO
PEKOVSKO IN BEL NATO SPRETNO
ZAMESI TESTO. KO TE VZHAJA
 NATO OBLIKUJE
NAREDI TUDI , PO
RADA BI NAREDIRA
POSREČIJO. NAMESTO PRESTE
 KO SE KRUH PEČE, DIS
PRIJATELJI, PRIDITE NA GOS

1. BRANJE 24.10.2014 2. BRANJE
KRUH Marija Markič • Ilustracije: Maja Cepovnik
DANES BO PEKLA NAJPREJ POIŠČE
DEBELO KUHARSKO ZA PEKO KRUHA
POTREBUJEŠ: ZAVITEK , ŠČEPEC SOLI,
MALO IN KVAS. SI NATAKNE BELO
PEKOVSKO IN BEL NATO SPRETNO
ZAMESI TESTO. KO TE VZHAJA
 NATO OBLIKUJE
NAREDI TUDI , PO
RADA BI NAREDIRA
POSREČIJO. NAMESTO PRESTE
 KO SE KRUH PEČE, DIS
PRIJATELJI, PRIDITE NA GOS

VRH

1. BRANJE: 29.10.2018

2. BRANJE: 6.11.2018



KRUH

Matjaž Markič • Ilustracija: Maja Črepinšek

DANES BO  PEKLA  . NAJPREJ POIŠČE

DEBELO KUHARSKO  . ZA PEKO KRUHA


POTREBUJEŠ: ZAVITEK  , ŠČEPEC SOLI,

MALO  IN KVAS.  SI NATAKNE BELO

PEKOVSKO  IN BEL  . NATO SPRETNO



ZAMESI TESTO. KO TESTO VZHAJA, PRIŽGE

 . NATO OBLIKUJE  IN SLADKE  .

NAREDI TUDI  , POSUTE Z ZRNCI MAKA.

RADA BI NAREDILA ŠE  , PA SE JI NE

POSREČIJO. NAMESTO PRESTE NASTANE ČUDEN

 . KO SE KRUH PEČE, DIŠI VSA  .

PRIJATELJI, PRIDITE NA GOSTIJO!



Aa Bb Cc Čč Dd
Aa Bb Cc Čč Dd



KAKO DOBRO ŽE
BEREM 😊

A large board divided into three horizontal colored sections: green on top, yellow in the middle, and red on the bottom. Numerous small circular stickers with cartoon faces are placed on the board. To the right of the board is a whiteboard with more stickers and a red sign above it.

